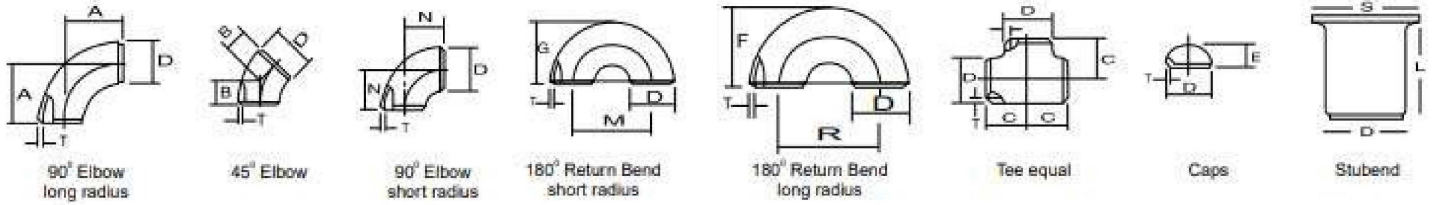
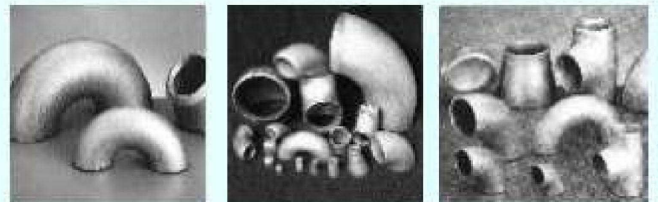


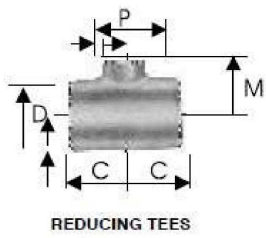
BUTT WELDING PIPE FITTING DIMENSIONAL STANDARD ANSI B-16.9 / 16.28 / MSS SP-43



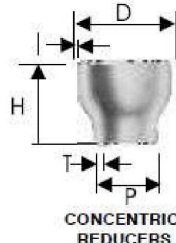
Nominal Pipe Size		Outside Diameter	Center to Face				Back to Face			Center to Center			Length 'L'	
Inch.	mm	D	A	B	C	N	E	F	G	R	M	S	MSS SP43	ANSI B 16.9
1/2	15	21.3	38	16	25	—	25	48	—	76	—	34.9	50.8	76.2
3/4	20	26.7	29	11	29	—	25	43	—	57	—	42.8	50.8	76.2
1	25	33.4	38	22	38	25	38	56	41	76	51	50.8	50.8	101.6
1 1/4	32	42.2	48	25	48	32	38	70	52	95	64	63.5	50.8	101.6
1 1/2	40	48.3	57	29	57	38	38	83	62	114	76	73.0	50.8	101.6
2	50	60.3	76	35	64	51	38	106	81	152	102	92.0	63.5	152.4
2 1/2	65	73.0	95	44	76	64	38	132	100	191	127	104.8	63.5	152.4
3	80	88.9	114	51	86	76	51	159	121	229	152	127.0	63.5	152.4
3 1/2	90	101.6	133	57	95	89	64	184	140	267	178	139.7	76.2	152.4
4	100	114.3	152	64	105	102	64	210	159	305	203	157.2	76.2	152.4
5	125	141.3	190	79	124	127	76	262	197	381	254	185.7	76.2	203.2
6	150	168.3	229	95	143	152	89	313	237	457	305	215.9	88.9	203.2
8	200	219.1	305	127	178	203	102	414	313	610	406	270.0	101.6	203.2
10	250	273.1	381	159	216	254	127	518	391	762	508	324.0	127.0	254.0
12	300	323.9	457	190	254	305	152	619	467	914	610	381.0	152.4	254.0
14	350	355.6	533	222	279	356	165	711	533	1067	711	412.8	152.4	305.0
16	400	406.4	610	254	305	406	178	813	610	1219	813	470.0	152.4	305.0
18	450	457.2	686	286	343	457	203	914	686	1372	914	533.4	152.4	305.0
20	500	508.0	762	318	381	508	229	1016	762	1524	1016	584.2	152.4	305.0
22	550	559.0	838	343	419	559	254	1118	838	1676	1118	614.4	152.4	305.0
24	600	610.0	914	381	432	610	267	1219	914	1829	1219	692.2	152.4	305.0
26	650	660.0	991	406	495	660	267	—	—	—	—	—	—	—
28	700	711.0	1067	438	521	711	267	—	—	—	—	—	—	—
30	750	762.0	1143	470	559	762	267	—	—	—	—	—	—	—
32	800	813.0	1219	502	597	813	267	—	—	—	—	—	—	—
34	850	864.0	1295	533	635	864	267	—	—	—	—	—	—	—
36	900	914.0	1372	565	673	914	267	—	—	—	—	—	—	—
38	950	965.0	1448	600	711	965	305	—	—	—	—	—	—	—
40	1000	1016.0	1524	632	749	1016	305	—	—	—	—	—	—	—
42	1050	1067.0	1600	660	762	1067	305	—	—	—	—	—	—	—
44	1100	1118.0	1676	695	813	1118	343	—	—	—	—	—	—	—
46	1150	1168.0	1753	727	851	1168	343	—	—	—	—	—	—	—
48	1200	1219.0	1829	759	889	1219	343	—	—	—	—	—	—	—



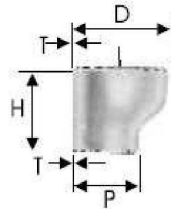
BUTT - WELDING PIPE FITTINGS ANSI B 16.9 / 16.28



REDUCING TEES



CONCENTRIC REDUCERS



ECCENTRIC REDUCERS



Nominal Pipe Size		Outside Diameter		Center to End		Length
Inch.	mm	D	P	C	M	H
1/2 x 3/8	15 x 10	21.3	17.1	25	25	-
1/2 x 1/4	15 x 8	21.3	13.7	25	25	-
3/4 x 1/2	20 x 15	26.7	21.3	29	29	38
3/4 x 3/8	20 x 10	26.7	17.1	29	29	38
1 x 3/4	25 x 20	33.4	26.7	38	38	51
1 x 1/2	25 x 15	33.4	21.3	38	38	51
1 1/4 x 1	32 x 25	42.2	33.4	48	48	51
1 1/4 x 3/4	32 x 20	42.2	26.7	48	48	51
1 1/4 x 1/2	32 x 15	42.2	21.3	48	48	51
1 1/2 x 1 1/2	40 x 32	48.3	42.2	57	57	64
1 1/2 x 1	40 x 25	48.3	33.4	57	57	64
1 1/2 x 3/4	40 x 20	48.3	26.7	57	57	64
1 1/2 x 1/2	40 x 15	48.3	21.3	57	57	64
2 x 1 1/2	50 x 40	60.3	48.2	64	60	76
2 x 1 1/4	50 x 32	60.3	42.2	64	57	76
2 x 1	50 x 25	60.3	33.4	64	51	76
2 x 3/4	50 x 20	60.3	26.7	64	44	76
2 1/2 x 2	65 x 50	73.0	60.3	76	70	89
2 1/2 x 1 1/2	65 x 40	73.0	48.3	76	67	89
2 1/2 x 1 1/4	65 x 32	73.0	42.2	76	64	89
2 1/2 x 1	65 x 25	73.0	33.4	76	57	89
3 x 2 1/2	80 x 65	88.9	73.0	86	83	89
3 x 2	80 x 50	88.9	60.3	86	76	89
3 x 1 1/2	80 x 40	88.9	48.3	86	73	89
3 x 1 1/4	80 x 32	88.9	42.2	86	70	89
3 1/2 x 3	90 x 80	101.6	88.9	95	92	102
3 1/2 x 2 1/2	90 x 65	101.6	73.0	95	89	102
3 1/2 x 2	90 x 50	101.6	60.3	95	83	102
3 1/2 x 1 1/2	90 x 40	101.6	48.3	95	79	102
3 1/2 x 1 1/4	90 x 32	101.6	42.2	-	-	102
4 x 3 1/2	100 x 90	114.3	101.6	105	102	102
4 x 3	100 x 80	114.3	88.9	105	98	102
4 x 2 1/2	100 x 65	114.3	73.0	105	95	102
4 x 2	100 x 50	114.3	60.3	105	89	102
4 x 1 1/2	100 x 40	114.3	48.3	105	86	102
5 x 4	125 x 100	141.3	114.3	124	117	127
5 x 3 1/2	125 x 90	141.3	101.6	124	114	127
5 x 3	125 x 80	141.3	88.9	124	111	127
5 x 2 1/2	125 x 65	141.3	73.0	124	108	127
5 x 2	125 x 50	141.3	60.3	124	105	127
6 x 5	150 x 125	168.3	141.3	143	137	140
6 x 4	150 x 100	168.3	114.3	143	130	140
6 x 3 1/2	150 x 90	168.3	101.6	143	127	140
6 x 3	150 x 80	168.3	88.9	143	124	140
6 x 2 1/2	150 x 65	168.3	73.0	143	121	140

Nominal Pipe Size		Outside Diameter		Center to End		Length
Inch.	mm	D	P	C	M	H
8 x 6	200 x 150	219.1	168.3	178	168	152
8 x 5	200 x 125	219.1	141.3	178	162	152
8 x 4	200 x 100	219.1	114.3	178	156	152
8 x 3 1/2	200 x 90	219.1	101.6	178	152	152
10 x 8	250 x 200	273.1	219.1	216	203	178
10 x 6	250 x 150	273.1	168.1	216	194	178
10 x 5	250 x 125	273.1	141.3	216	191	178
10 x 4	250 x 100	273.1	114.3	216	184	178
12 x 10	300 x 250	323.9	273.1	254	241	203
12 x 8	300 x 200	323.9	219.1	254	229	203
12 x 6	300 x 150	323.9	168.3	254	219	203
12 x 5	300 x 125	323.9	141.3	254	216	203
14 x 12	350 x 300	355.6	323.9	279	270	330
14 x 10	350 x 250	355.6	273.1	279	257	330
14 x 8	350 x 200	355.6	219.1	279	248	330
14 x 6	350 x 150	355.6	168.3	279	238	330
16 x 14	400 x 350	406.4	355.6	305	305	356
16 x 12	400 x 300	406.4	323.9	305	295	356
16 x 10	400 x 250	406.4	273.1	305	283	356
16 x 8	400 x 200	406.4	219.1	305	273	356
16 x 6	400 x 150	406.4	168.3	305	264	356
18 x 16	450 x 400	457.0	406.4	343	330	381
18 x 14	450 x 350	457.0	355.6	343	330	381
18 x 12	450 x 300	457.0	323.9	343	321	381
18 x 10	450 x 250	457.0	273.1	343	308	381
18 x 8	450 x 200	457.0	219.1	343	298	381
20 x 18	500 x 450	508.0	457.0	381	368	508
20 x 16	500 x 400	508.0	406.4	381	356	508
20 x 14	500 x 350	508.0	355.6	381	356	508
20 x 12	500 x 300	508.0	323.9	381	346	508
20 x 10	500 x 250	508.0	273.1	381	333	508
20 x 8	500 x 200	508.0	219.1	381	324	508
22 x 20	550 x 500	559.0	508.0	419	406	508
22 x 18	550 x 450	559.0	457.0	419	394	508
22 x 16	550 x 400	559.0	406.4	419	381	508
22 x 14	550 x 350	559.0	355.6	419	381	508
22 x 12	550 x 300	559.0	323.9	419	371	508
24 x 10	550 x 250	559.0	273.1	419	359	508
24 x 22	600 x 550	610.0	559.0	432	432	508
24 x 20	600 x 500	610.0	508.0	432	432	508
24 x 18	600 x 450	610.0	457.0	432	419	508
24 x 16	600 x 400	610.0	406.4	432	406	508
24 x 14	600 x 350	610.0	355.6	432	406	508
24 x 12	600 x 300	610.0	323.9	432	397	508
24 x 10	600 x 250	610.0	273.1	432	384	508

